


NEW FOR 2009!

WINDOW ENVELOPES WITH DIAGONAL SEAM


COMPATABLE WITH MOST INSERTING EQUIPMENT • CONTACT PLANT FOR SAMPLES



Diagonal Seam Construction allows easy insertion of employee and recipient copies.


ENVELOPES

W-2 Laser 4UP Env # DW4SD




Env. Size 5 5/8 x 9
Top Window Size 3 7/8 11/16
Btm. Window Size 3 7/8 x 11/16
Top Position 1/4 from left
3 17/32 from bottom
Btm. Position 4 3/8 from left
2 17/32 from bottom

W-2 Laser L87 Env # DW387D




Env. Size 5 5/8 x 9
Top Window Size 3 3/8 x 3/4
Btm. Window Size 3 3/8 x 3/4
Top Position 3/8 from left
4 1/4 from bottom
Btm. Position 3/8 from left
5/8 from bottom

1099 MISC, 1099R, 1099B, 1099DIV Env # DWMRD




Env. Size 5 5/8 x 9
Top Window Size 3 3/8 x 1 1/8
Btm. Window Size 3 3/8 x 1 7/16
Top Position 1/2 from left
3 3/4 from bottom
Btm. Position 1/2 from left
1 1/2 from bottom

W-2 Laser L4UPW 1099R-Laser 4UP Env # DW4MWD



Env. Size 5 5/8 x 9
Top Window Size 3 5/8 x 5/8
Btm. Window Size 3 5/8 x 11/16
Top Position 5/8 from left
3 5/16 from bottom
Btm. Position 4 3/8 from left
1 1/8 from bottom

W-2 Laser L4DN Env # DW4DND



Env. Size 5 5/8 x 9
Top Window Size 3 3/4 x 3/4
Btm. Window Size 3 3/4 x 5/16
Top Position 3/8 from left
4 3/16 from bottom
Btm. Position 5/16 from left
5/8 from bottom

CUSTOM RUNS ON 25,000 OR MORE - CONTACT PLANT FOR MORE INFORMATION